



## The Power Package in 5-Axis Technology

The EPICON opens up a completely new dimension for production in craft shops and industrial applications in the field of wood and plastic machining. The heart is the compact, cardanic-mounted 5-axis head allowing completely free spatial motion. State-of-the-art drives and control technology ensure use for nearly unlimited applications.

The cardanic-mounted processing head guarantees precision production of furniture, staircases and shaped components with complex design. The compact, powerful and fully interpolating machining head operates at speeds up to 24,000 rpm; its ceramic bearings and liquid cooling allow it to work under extremely high loads.

The special feature of the 18 kW spindle is the PRO-TORQUE technology, which automatically locks the A and C axes mechanically, allowing extremely high torque at the spindle.

- 5-axis head, A and C axes can be rotated in an interpolating manner  
A axis: +/- 180°, C axis: +/- 360°.
- 13 kW power spindle as standard equipment.
- 18 kW PRO-TORQUE power spindle (Upgrade).
- HSK 63 F tool collet with unit interface.
- Z stroke 565 mm, true 300 mm workpiece height.



	EPICON 7235	EPICON 7335		
Machining dimensions in X direction in Y-direction	3680 / 4580 / 5480 / 6380 / 7280 mm 1650 mm	3680 / 4580 / 5480 / 6380 / 7280 mm 2100 mm		
Vector speed	131 m/min			
Cutter unit	13 kW, liquid-cooled, 1,000 – 24,000 rpm			
	18 kW, liquid-cooled, 1,000 – 24,000 rpm			
	ChipControl, Bluetooth spindle sensor			
Drilling head L	<b>Drilling head L</b> 21 Spindles (15 V   6 H), incl. sawing unit in X direction			
	Double drilling spindle in Y direction			
	Double drilling spindle in X direction			
	Sawing unit in Y direction			
Drilling head XL	<b>Drilling head XL</b> 31 Spindles (35 V   6 H), incl. sawing unit in X direction			
	Double drilling spindle in Y direction			
	Double drilling spindle in X direction			
	Sawing unit in Y direction			
Workpiece support	6 Consoles, pneumatically clamped, 1 stop bolt each front and rear 2 Suction cups 115 x 140 x 125 mm			
	VISE LED table, display for consoles and suction cups as well as type of suction cup and rotation angle in 15° increments using colored LEDs			
	Synchro Drive-Table, fully automatic, software-controlled machine table for synchronous positioning of consoles and suction cup assembly			
Safety equipment	Safety mat			
Workpiece clamping	100 m³/h vacuum pump, dry-running version			
	Additional, dry-running vacuum pumps			
Tool changer	Traveling magazine (plate) for 18 tools in X direction			
	Traveling magazine (plate) for 24 tools in X direction			
	Single magazine for large diameter saw blades up to 350 mm			
Software	Linear pick-up tool changer for 14 tools, permanently installed on right side of machine			
	CAMPUS software, machine license incl. aCADemy CAD/CAM module			
	CAMPUS 3D Material removal simulation			
	Campus software office license			
Machine monitoring	5-axis simultaneous cutting			
	viaCockpit			
	Standard	Optional	x	Not possible



The technical data are guide values. We reserve all rights to changes in design and equipment, because HOLZ-HER machines are subject to continuous development. The machines shown also contain special equipment not included as a standard feature. For clarity, some of the machines are shown without protective hood.  
Picture credits: © Shutterstock | Leszek Grabiec  
EN - HOLZ-HER 1042\_45 - Printed in Germany/Imprimé en Allemagne | Printed on: 08.10.2021 - first edition: 08.10.2021



**HOLZ-HER GmbH**

Großer Forst 4 | 72622 Nürtingen  
sales@holzher.com | www.holzher.de

Edgebanders
**CNC machining centers**
Vertical panel saws
Pressure beam saws
Material handling

# CNC MACHINING

## EPICON 7235 | 7335

The High Power Universal Geniuses



### EPICON 7235 | 7335

#### Dynamics, Power and Performance

It would be really difficult to imagine rational production without CNC machining centers, even in smaller carpentry workshops. With the new EPICON 7235 | 7335 CNC series, HOLZ-HER offers high performance, universal geniuses with gantry design, thus opening up completely new horizons in implementing user creativity.

In addition to the convincing machining dimensions, the EPICON also includes an impressive array of hardware features.

Step up to the next generation of CNC machining with the EPICON. The EPICON's flexibility allows optimal equipment to meet your specific requirements for producing furniture, staircases and models as well as processing solid wood.

It is Time for the Next Generation in CNC Machining.

5x

**5 axis machining head**  
Optimized for practical use – and, in combination with the HOLZ-HER Bluetooth "ChipControl", ready for data logging and spindle monitoring.

VISE LED

**VISE LED Table**  
The ingenious solution for quickly setting up the console table, thanks to HOLZ-HER Visual Setting – as well as rotating suction cups.

TO

**Synchro Drive-Table**  
for optimum convenience. Synchronous, movable suction cups and consoles position themselves to fit any workpiece under software control.

300 mm

**True 300 mm workpiece height**  
Perfect for custom and highly variable processing on panel material and solid wood.



**Plenty of Space on the Flexible Console Table – Even for Ultra-Wide Workpieces.**



**2 CHIP CONVEYOR**

Cutting produces chips! That is why we offer an optional chip conveyor integrated into the machine column to save space and ensure that even large quantities of chips are reliably conveyed to the vacuum extractor.



**3 AUTOMATIC TOOL CHANGING OPTIONS**

The EPICON can be equipped with a variety of automatic tool changing options for highly varying applications. These include the traveling tool changers for 18 or 24 tools, which guarantee short chip-to-chip times when changing tools. Or, in addition, you can choose a traveling changer for saw blades with a diameter of up to 350 mm. The lateral, linear changer for 14 tools offers even more space for additional tools. Depending on the application and equipment, the EPICON offers space for up to 97 tools.

**DXF PROFESSIONAL DXF IMPORT**

**SIMPLE IMPORT FROM ALL COMMON 3D-CAD/CAM SYSTEMS**

Even complex 5-axis machining operations can be implemented without problem using the open and simple connectivity to 3D-CAD/CAM programs.

Moreover the recognized, versatile CAMPUS software package ensures simple programming of even complex parts thanks to the abundant macros and help features present, such as Easy-Snaps, free levels, auxiliary geometries and much more. In addition to furniture parts, all the parameters for structural elements such as doors can be generated easily with just a few clicks.


Professional DXF import of components allows workpieces to be positioned on the work center directly from CAD. The only prerequisite for this is a matching layer in the design software.

**1 HIGHLY FLEXIBLE TABLE CONCEPTS**

**WISE LED Table**  
The HOLZ-HER LED table with Visual Setting ensures extremely fast, reliable set-up while eliminating machining errors. The calculated positions for the consoles and suction cups are indicated by colored LED strips and the type of suction cup is accentuated by the matching color code. Indicating the rotation angle of rotary suction cups is easy as pie, making it simple to position the suction cups for free shaping.



**Synchro Drive-Table**  
The Synchro Drive-Table moves all consoles and suction cups fully automatically in seconds and with maximum precision to the positions specified in the software or by the operator. Simultaneous positioning of all suction cup assemblies and consoles ensures that the Synchro Drive-Table can be set up in seconds with maximum precision for each workpiece.



**4 VIACOCKPIT**

Machine monitoring from HOLZ-HER: Allows you mobile access to check your production on the go!

**viaMonitor**  
For monitoring and evaluation.

**viaCondition**  
Optimizes machine utilization.


**viaOrder**  
Provides an overview of your production progress.

**viaMaintain**  
Notifies you when service is due.

**viaNotify**  
Reports any faults.

**5 IMPRESSIVE HARDWARE FEATURES**


The dynamic range and high performance of the powerful, liquid-cooled 13 kW milling spindle, ensures optimum milling results and short cycle times. For extremely high machining performance the EPICON 7235 can also be equipped with the 18 kW PRO-Torque spindle.



The drilling unit is ideal for drilling hole rows and rear wall grooves in furniture and structural designs. A second grooving saw and additional horizontal drills are available as options. An XL drilling head for hole rows is also available as an option for mass production and provides greater flexibility for fitting bits.

**CLEVER SETUP AIDS**

When positioning a workpiece the machine software immediately generates a suction cup recommendation. This feature allows you to position the consoles and suction cups quickly and precisely using the laser pointer. When machining complex workpieces with rotated suction cups, the optional ceiling laser provides support by specifying the ideal position for cambered workpieces and arches.



**UNIVERSAL CLAMPING SYSTEMS**

- Frame clamps for straight and chamfered parts.
- Also for large cross-sections and maximum chip removal.
- Can be controlled individually or in groups.
- Also available as extension kit.

